

seventy hyal 2000

*next generation
skin booster*





CONTENTS

01	The Facts
02	Key Benefits
03	Treatment Plan
04	Seventy Hyal vs Prophilu
05	Injection Protocol
13	Before & Afters
15	Questions & Answers
20	Testimonials

seventy hyal²⁰⁰⁰

the facts

What's included: 3 x 2ml Syringes (needles not included)

Product Category: Skin Boosters



Key Benefits: Intense hydration, subtle augmentation and glowing youthful appearance.

Manufactured: Italy

Where to buy: Seventy Hyal 2000 is exclusive to Fox Group within Europe*.

Shop now at [Foxpharma.co.uk](https://www.foxpharma.co.uk) & [Foxclinicwholesale.com](https://www.foxclinicwholesale.com)

key benefits



>2000Kda HA

One of the highest molecular weights of HA within the skin booster market & a HA concentration of 90 mg per 6 ml.



competitive price

A single box of Seventy Hyal 2000 provides one of the best price per ml ratios in the current skin booster market.



injection technique

Seventy Hyal 2000 has a versatile injection protocol. Multiple methods of injection can be used including the BAP technique.



hydrate

Seventy Hyal delivers intense, moisture-surgung skin-deep hydration.



glow

The bio-stimulation of new collagen creates a beautiful, glowing appearance.

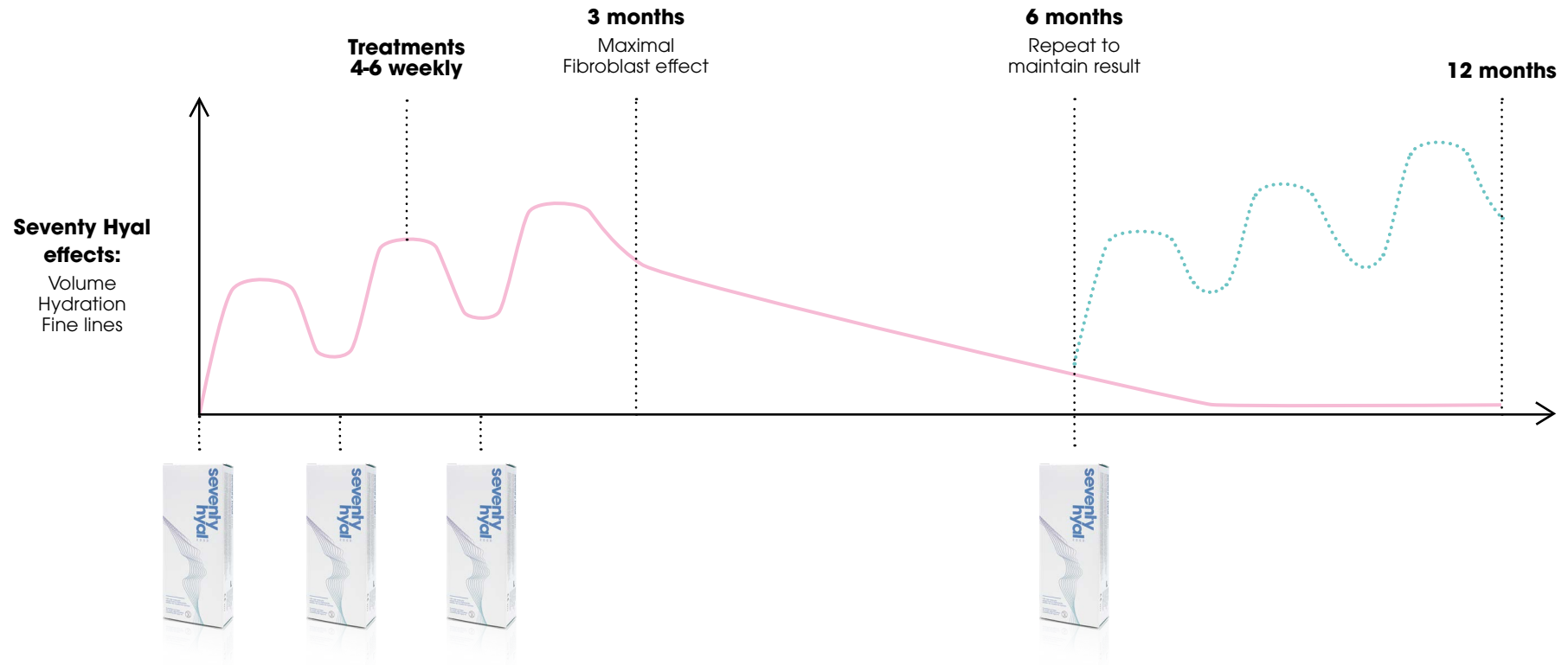


contour

Seventy Hyal helps to provide a gentle contour & soft lift.

treatment plan

Course of Treatments plan for Seventy Hyal 2000



Seventy Hyal vs Profhilo

	PROFILO	SEVENTY HYAL
Main Ingredients	Profhilo high molecular weight HA 1100 -1400kDa. High & Low Molecular Weight Hyaluronic Acid.	Seventy Hyal 2000 high molecular weight HA >2000kDa. High-weight HA delivers immediate intensive hydration to the surface layers of the skin for an instant plumping and smoothing effect.
Composition	Non-cross linked hyaluronic acid	Non-cross linked hyaluronic acid
HA Concentration per Box	64mg per 2ml	90mg per 6ml
Amount of Product per Box	1 x 2ml syringe	3 x 2ml syringes
Benefits	<ul style="list-style-type: none"> • Skin Hydration • Firming, tightening and lifting • Improved skin quality • Hydration • Radiance 	<ul style="list-style-type: none"> • Skin Hydration • Improved skin quality • Hydration • Radiance • Subtle contour
Best suited for	Age 30+ Skin Laxity Fine Wrinkles	Age 20+ and all skin types
How it is injected in the face	5 injection points on each side of the face (BAP Technique)	Seventy Hyal has a versatile injection protocol. Multiple methods of injection can be used, such as the BAP technique or multiple manual injections to the mid-dermis level as and where needed.
Recommended treatment protocol	2 x treatments 1 x month apart	2 - 3 x treatments 1 x month apart
How long do the results last	6 months	6 months

seventy
hyal²⁰⁰⁰

injection
protocol



injection protocol

Minimal Trauma Protocol (Recommended)

Minimise with the Retrograde Thread Technique:

Avoid erythema (redness), swelling and trauma by:

- Avoiding boluses! Don't deliberately raise superficial blebs
- Only Inject Seventy Hyal 2000 using retrograde (i.e. inject only whilst withdrawing needle) liner threads* in the mid-dermis.
- These can be either horizontal or vertical (see Fig 1)
- Threads can be injected as a single ~1cm retrograde thread of 0.025 - 0.05ml volume, repeated where wrinkles (rhytids) are evident, or in the case of horizontal threads, 'fanned' - x3 retrograde threads each~0.03mls. This technique is most useful in the cheek and nasolabial/marionette regions.

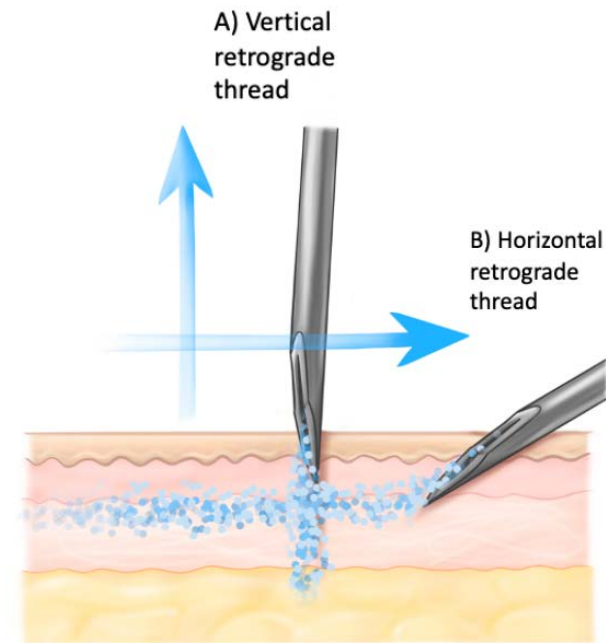


Figure 1: Retrograde liner threads: A) Vertical needle inserted perpendicular to skin, to point just deep to deepest reticular dermis, Seventy Hyal 2000 injected on withdrawal of the needle back up to superficial dermis. B) Horizontal thread, needle inserted into mid dermis in line with skin surface. Again injected on withdrawal.

injection protocol

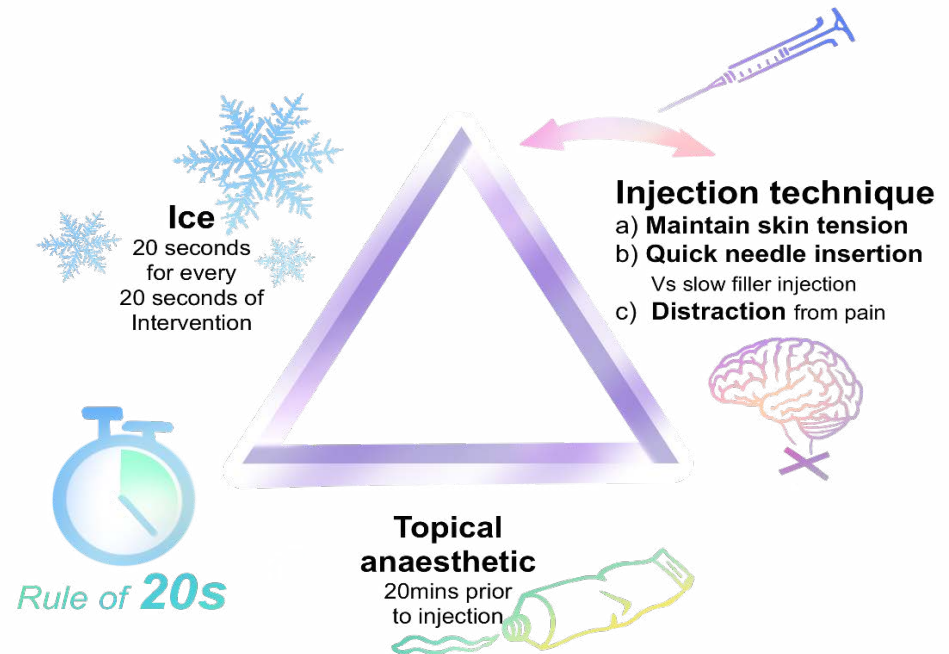
3 Steps to Reduce Pain

Further minimize downtime and pain using our 3 Steps to reduce pain:

- Topical 20 minutes prior LMX-4 or similar
- Use of Ice
- Gate theory

TOP TIP from surgeon Mark Gorman:

Although not essential, Mark recommends using ice during treatment for pain relief & to minimise bruising & swelling.



treatment areas injection protocol

Cheek & Crows Feet

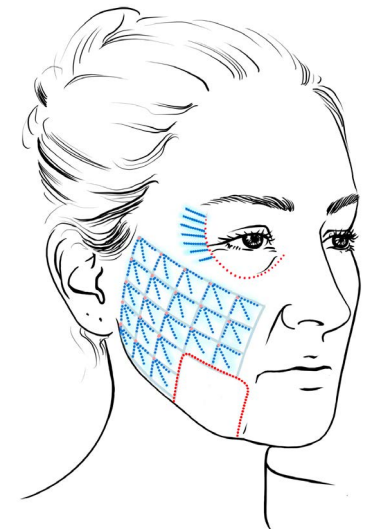
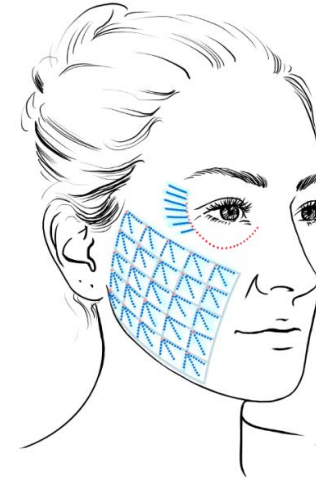
Cheek Area:

- Region which maps from the zygoma superior, to 1cm lateral to the nasolabial/marionette line, and down to the jaw
- Use either Vertical or horizontal Fan method
- Vertical retrograde threads spaced 1cm² apart. Volume p/thread ~0.025-0.05mls. Thus cheek total maximum ~2mls
- Horizontal Fan retrograde threads are spaced every 1.5cm² apart. Each Fan includes x3 passes, all retrograde threads injected at mid-dermis whilst withdrawing, without removing needle. Each thread volume ~0.03mls maximum, so that total p/Fan is maximally ~0.0.1ms. Again, this results in a cheek treatment being ~2mls

Cheek Master Tips - In older ladies with jowls do not add weight to this region - corresponds to middle 1/3 of the jaw

Crows Feet

- Inject from 1 cm lateral to lateral canthus (corner) of the eye (e.g.) orbital rim.
- In this area only use horizontal threads. Volume p/thread ~0.05mls.
- Start in line with the lateral canthus, then space other threads 0.5cm apart, parallel, on average 3 above and 3 below 1st thread
- Stay superficial and avoid veins to prevent bruising!!

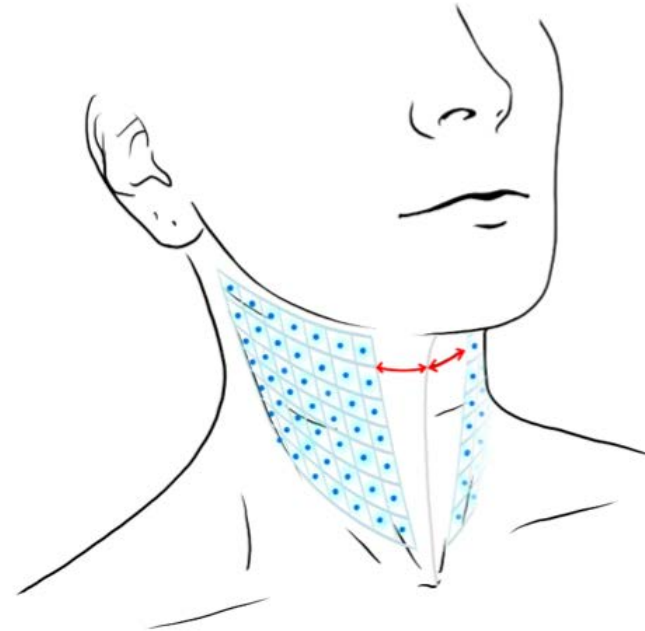


treatment areas injection protocol

Neck Area

Neck:

- Region which maps from the hyoid bone to lobule of the ear and maximally down to the start of the neck.
- Create grid with injection points 1.5cms apart will equate to approx. 16 - 20 injections per side of the neck.
- Inject into the dermis but no more than $\frac{1}{2}$ needle deep.
- Volume p/injection ~0.025-0.05mls. Thus neck total maximum ~2mls

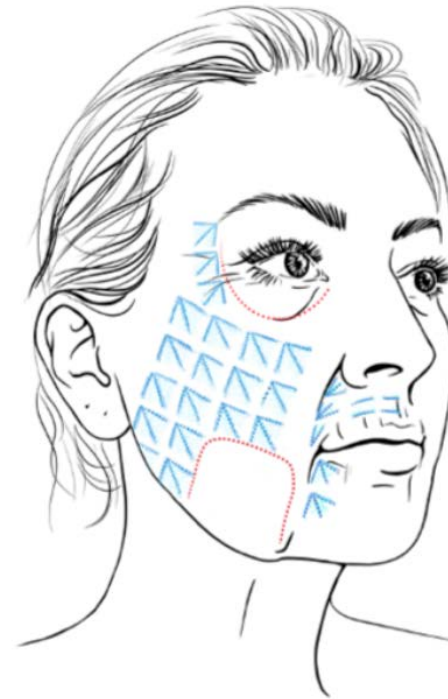


treatment areas injection protocol

Nasolabial and Marionettes

Nasolabial and Marionettes :

- Follow the vertical line down the nasolabial fold and the marionette lines mark up retrograde fan threads in either a 3 x fan or a 2 x fan depending on where volume is needed.
- Avoid too much product just above the lip line.
- Inject to the mid dermis
- Volume p/injection ~0.02mls - 0.03mls per thread. 0.1ml per fan.



treatment areas injection protocol

Tear Trough

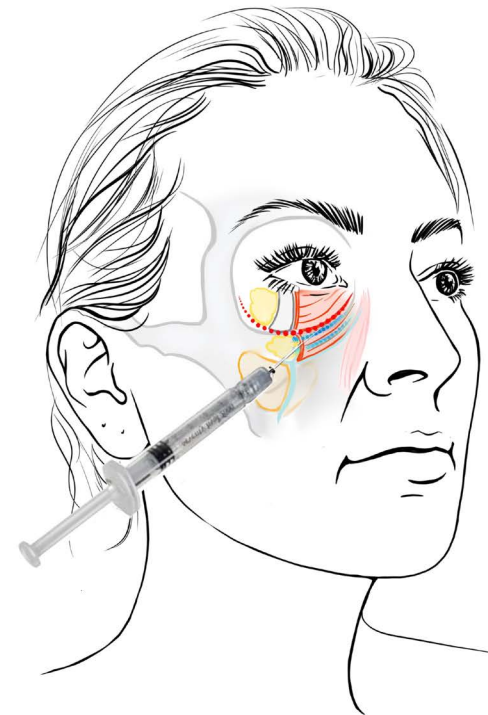
- Position patient at 40 - 60 degrees
- Use a Cannula – 25g 50mm
- Entry point is in line with the alar and the lateral canthus, right in the middle of the cheek

Tear Trough:

- Position the cannula superficially above the orbicularis muscle. Inject retrograde threads 0.01 with the whole area. Do not over fill.

V Deformity:

- Position the cannula superficially. Inject retrograde threads 0.01 with the whole area.



treatment areas injection protocol

Lips & Perioral

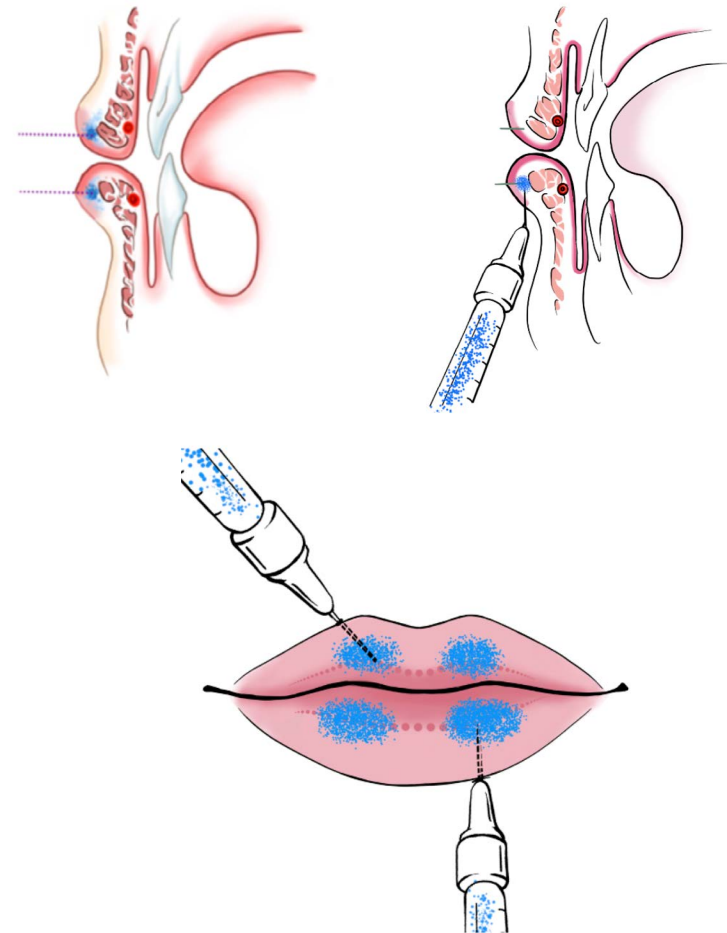
Lip Injection Protocol:

- Use approx. 1ml of Seventy Hyal in the Lips, no more
- Inject 3 x injections in each quarter of the lip. Inject superficially horizontally in line with the muco-cutaneous line or wet-dry border. This is the mid part of the lip where the wet mucosa meets the dry muscosa. Inject 3 x 0.1ml retrograde threads into each quarter of the lip.

Mastertip 1: change the needle for each quarter of the lip to ensure the needle stays sharp.


Mastertip 2: stretch the lips taut prior to each injection

Note: the product is only being used to moisturise the lips and temporarily add a little extra plumpness.



seventy
hyal²⁰⁰⁰

before
& afters



the results

Results are expected to show almost immediately with optimal results showing 2 weeks post-treatment. Results can last between 6-12 months before needing a top-up treatment.




“Results were visible straight after the procedure - and have continued to show!”



“My skin looks healthy, hydrated and has a lovely glow day and night!”



“I will definitely be getting this done again. I feel like my skin is glowing and feels really smooth and healthy.”



“Since the treatment I have been complemented on how well my skin looks. So many people have asked what skin care I use!”

seventy
hyal 2000

questions
& answers



1 - How do Skin Boosters differ from Dermal Fillers?

HA Skin Boosters and HA Dermal Fillers whilst both containing HA as the main ingredient are not interchangeable when it comes to offering skin ageing treatments as they behave in different ways.

HA Skin Boosters are not cross-linked so are usually much thinner in consistency and therefore have a greater spread. Generally, skin boosters can be used to soften fine lines, hydrate, improve the texture and condition of the skin. HA Fillers are generally used when volumisation, contouring, augmentation is required in specific areas of the face such as cheeks or lips.

2 - How does Seventy Hyal 2000 work?

Seventy Hyal 2000 is a bio stimulating skin booster that aims to **improve the levels of hydration within the skin whilst stimulating the production of new collagen and elastin.** Seventy Hyal 2000 treats the physiological depletion of Hyaluronic Acid via the infiltration of high molecular weight of Hyaluronic Acid back into the skin.

Seventy Hyal 2000 offers one of the **highest molecular weight HA formulations >(2000 kDa)** on the market improving skin's texture and laxity whilst adding gentle volume. Seventy Hyal 2000 aims to inject a glow and radiance into the skin creating a youthful appearance.

3 - Is Seventy Hyal 2000 cross-linked?

Seventy Hyal 2000 is **not cross-linked.**

4 - Which needle will I need to use with Seventy Hyal 2000?

Seventy Hyal **does not** come pre-packaged with needles. **We recommend 30g 13mm needles.** These are available via Fox Pharma.

5 - What do you get in the box?

3 x 2ml syringes - One of the best costs per ml on the market! (Needles sold separately)

6 - What is the course of treatments?

Initially, **2 to 3 treatments of Seventy Hyal 2000 4 weeks apart** will be required to achieve the desired result. In some cases, and depending on initial skin quality a fourth treatment may be needed. Treatments will need to be **topped up every 6-12 months**, depending on skin quality.

7 - Is it CE marked?

Yes, **Seventy Hyal 2000 is CE marked**. Fox Group are the European licence holders of Seventy Hyal 2000 *Not including Italy and Poland.

8 - Which layer of the skin can Seventy Hyal 2000 be injected into?

Superficial/Mid-Dermis

9 - What is the composition of Seventy Hyal 2000?

Main Ingredient: **High molecular weight sodium Hyaluronate 1.5**, obtained by bacterial fermentation without any chemical modification. Other ingredients: Sodium Chloride, Disodium Phosphate 2H₂O, Monosodium Phosphate 2H₂O water for injection.

10 - Treatment areas?

Seventy Hyal 2000 can be used for **facial enhancements** to create a gorgeous, glowy appearance but can also be used to rejuvenate and refresh the **neck area, décolleté, and hands**.

11 - How long do results take to appear?

Results should begin to show **instantly with optimal results showing after 2 weeks**.

12 - Should the treatment area be massaged post treatment?

This is **not always necessary** but if the injected a bump is visible, **a gentle massage can be used to help disperse** the product.

13 - How long should results last?

Once the full course of treatments is complete, results should last **up to 6-12 months**. However, top-up treatments are highly recommended within this time if results start to lessen.

14 - Does Seventy Hyal 2000 cause swelling?

Seventy Hyal 2000 **should not cause swelling however slight bruising may occur depending on the individual**. This should appear near the injection site and should subside within a few days.

15 - Are there any contraindications?

Never administer to patients with a known hypersensitivity to any of the product ingredients, in case of skin infectious disease or pathology at the injection site. Not suitable for people who are pregnant. Or under 18 years of age.

16 - Is Seventy Hyal vegan?

Seventy Hyal 2000 **is vegan**.

17 - Can you use Seventy Hyal in conjunction with other treatments?

It is possible to combine Dermal Fillers, Botox and Seventy Hyal at the same time. However, **best practice would suggest undertaking a dermal filler treatment 2 weeks before any other HA facial treatments**, to allow the dermal fillers to settle and find their shape.

Toxins and Seventy Hyal can be used together particularly if the toxin is in a separate facial area. If considering doing multiple treatments at the same time also consider the additional trauma to the skin which could mean a longer recovery time for the client.

18 - Does the product move under the skin?

Seventy is a fluid product so will spread organically Dr Mark Gorman our Fox Academy ambassador recommends injections **1cm -1.5cms apart in a horizontal and vertical grid** for best overall coverage.

19 - Bolus?

Our clinicians are not recommending bolus injections **BUT** we are not saying you can't bolus inject it's just that our clinical team don't believe that is the best approach for getting the best results. If you did wish to use bolus injections this would be at your clinical judgement.

20 - Can use Seventy Hyal for Smoker's lip lines?

To get an optimal result for smokers lines then realistically you're going to want to use a traditional dermal filler product, such as REVOLAX Fine, as this will be longer lasting. However, if clients do not wish to have traditional filler and are more concerned regarding overall improvement in complexion, then we would recommend trying Seventy Hyal.

We would recommend one of two methods when treating this area:

1. Create a grid of roughly 2 x 2cm boxes across the face, including the upper lip. Then inject a bolus of 0.1-2ml in each box. Insert 1/3rd of the needle at an angle of 30-45 degrees.

or

2. Use a cannula inserted just above the corner of the mouth and place product superficially in linear threads in the smokers line area.

21 - What is the injection protocol for the forehead?

Regarding treating the forehead, there are a couple of options:

1. Draw an approximate 2 x 2cm grid around the forehead and place small boluses of the product superficially in the dermis. There is a small number of reported cases of vascular occlusion with similar products, so I would aspirate towards the centre where the supratrochlear artery is.

or

2. Use a cannula inserted laterally to place product in linear threading fashion within the forehead.

seventy
hyal 2000

ASTOMED FINLAND OY, Kuubankatu 3 / Lt 2 - 00220, Helsinki

www.astomed.fi



AVAILABLE EXCLUSIVELY FROM EUROPEAN RIGHTS HOLDER **FOX**|GROUP